

KAWASAKI Z900 '20-

M O U N T I N G I N S T R U C T I O N S

REF 20626

ALERÓN FRONTAL NAKED / FRONTAL SPOILER NAKED

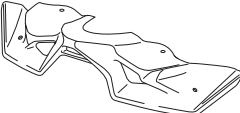
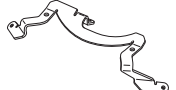









PRODUCTO COMPATIBLE CON SUSPENSIÓN DELANTERA CONFIGURADA DE SERIE O MÁS DURA

PRODUCT SUITABLE FOR FRONT SUSPENSION WITH OEM CONFIGURATION OR HARDER

ALLEN
Nº 3
Nº 4



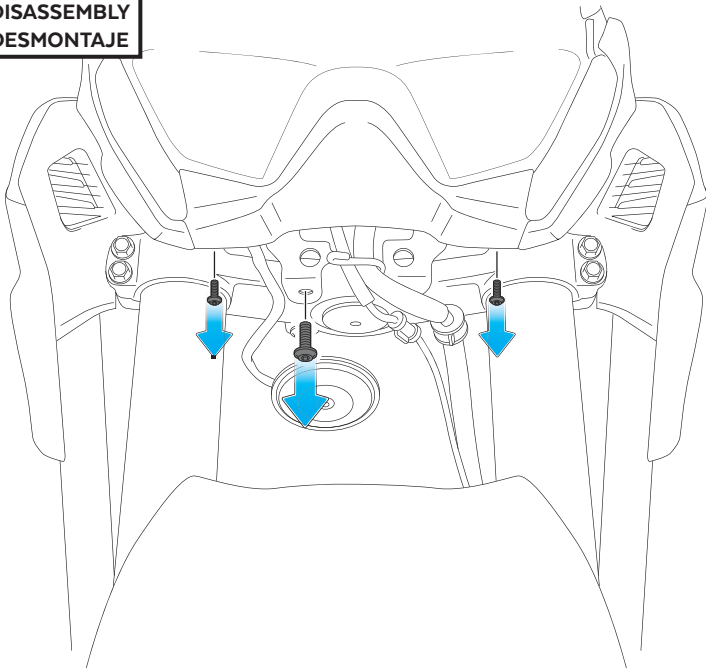
ID	PIEZA/PART	DESCRIPCIÓN	DESCRIPTION	QTY	REF
1		Aleró frontal naked	Frontal spoiler naked	1	20626JM3
2		Soporte	Support	1	SOPORIP5--20626
3		Tornillo Allen M5x30 Ø11 ISO 7380	M5x30 Ø11 ISO 7380 Allen screw	2	TORNI-I7380-767
4		Tornillo Allen M6x16 Ø14 ISO 7380	M6x16 Ø14 ISO 7380 Allen screw	1	TORNI-I7380-403
5		Silentblock Ø12xØ6x9	Ø12xØ6x9 silentblock	2	AROPASACABLES-1
6		Tornillo Allen M5x11 Ø9 ISO 7380	M5x11 Ø9 ISO 7380 Allen screw	2	TORNI-I7380-536
7		Arandela de nylon M5	M5 nylon washer	2	ARNV0000000245
8		Arandela de goma Ø4,5 x Ø11 x 2mm	Ø4,5 x Ø11 x 2mm rubber washer	2	ARAND-EPDM--722
9		Espuma adhesiva protectora 10x15mm (se suministra montada)	10x15mm adhesive protective foam (supplied assembled)	3	ESPUMA-----264

KAWASAKI Z900 '20-

INSTRUCCIONES DE MONTAJE - MOUNTING INSTRUCTIONS - MONTAGEANLEITUNG

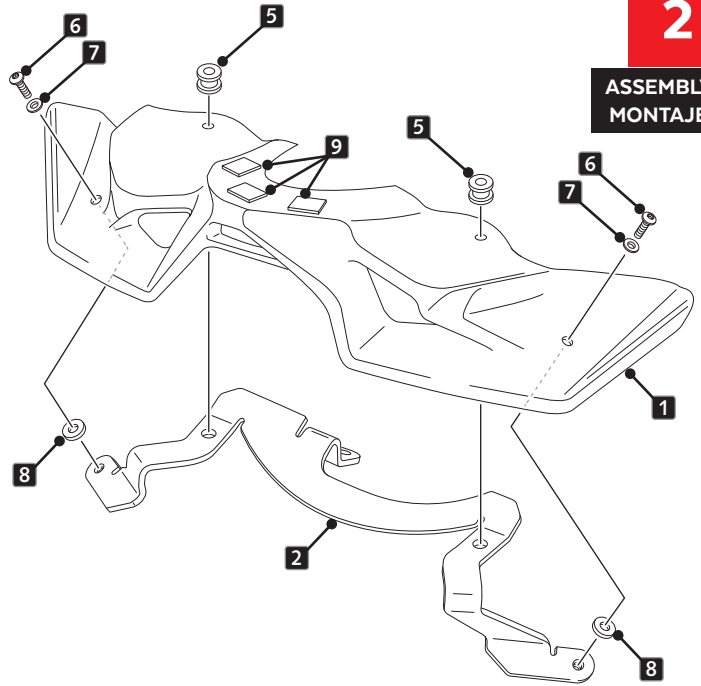
1

**DISASSEMBLY
DESMONTAJE**



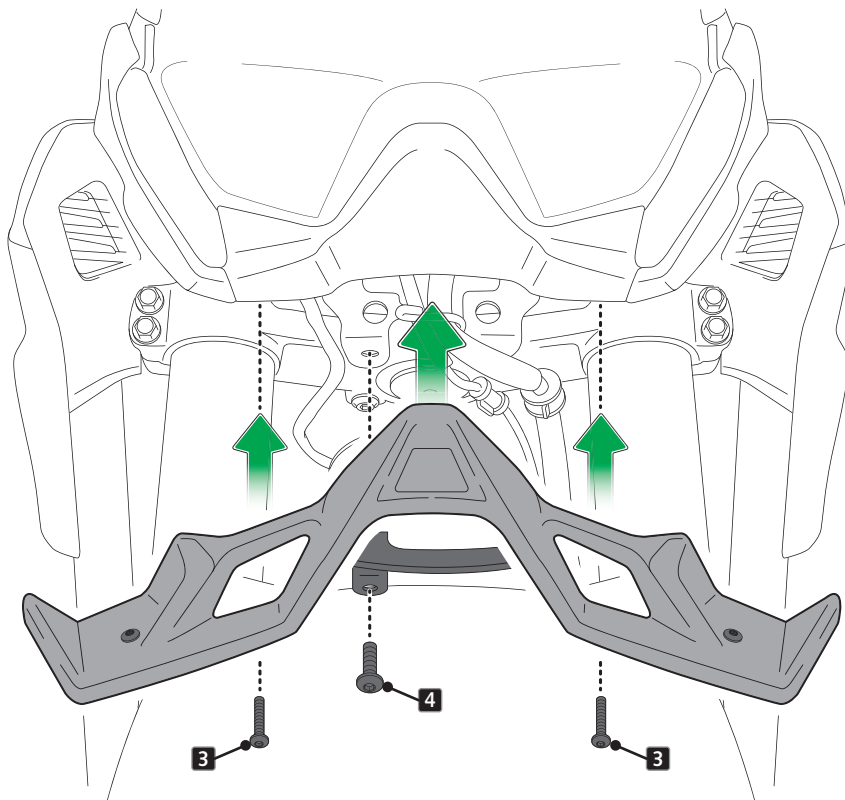
2

**ASSEMBLY
MONTAJE**



3

**ASSEMBLY
MONTAJE**



4 UTILIZAR FIJADOR LÍQUIDO
USE LIQUID FIXATOR

